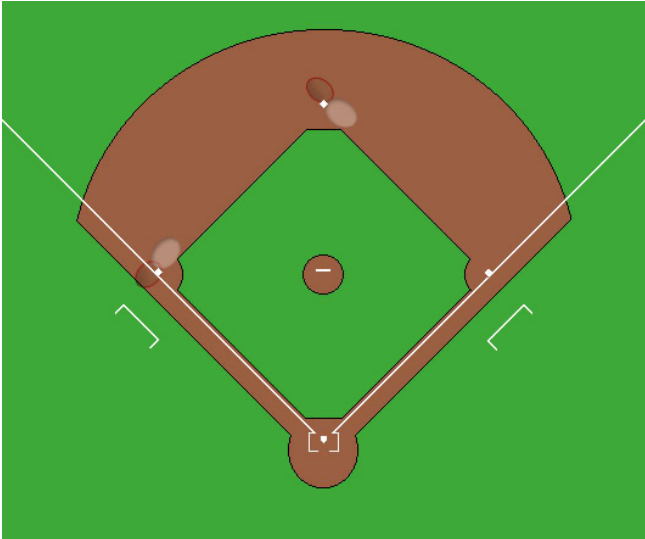
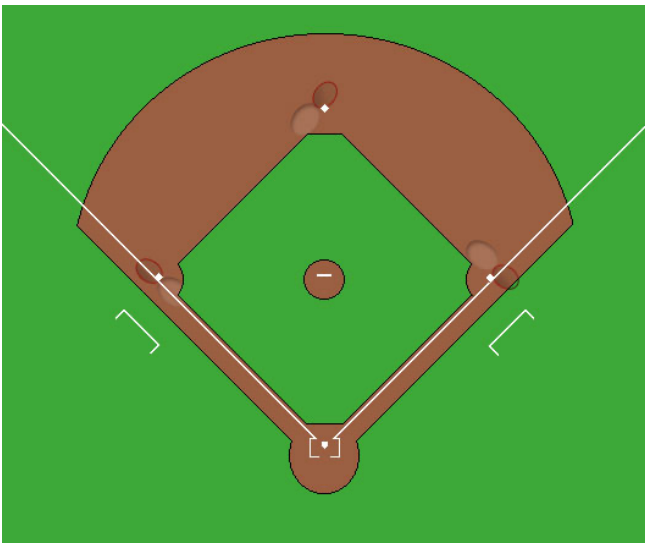
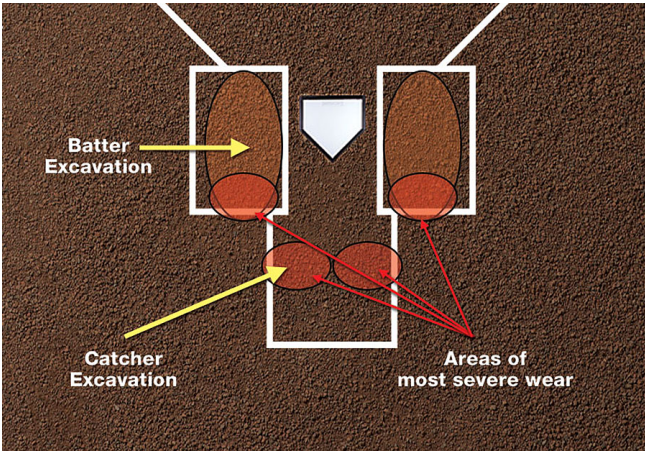


Field Care Guide

Date	February 29, 2024	
Prepared For	All Coaches and Parents	
KEY TAKEAWAYS		
After Each Practice and Game	<ul style="list-style-type: none"> • Involve your players and parents <ul style="list-style-type: none"> — Consistent with three of OYO’s guiding principles – Respect Life Lessons Character — Adopt the principle of “Leave it better than you found it” • How to maintain baseball fields <ul style="list-style-type: none"> — Fields 1-4 use metal drag and rakes on base paths and home plate circle — Fields 10-11, 14 use large broom and rake — Fields 12-13 use metal drag and rakes on base paths and home plate circle • How to maintain softball fields <ul style="list-style-type: none"> — Softball Fields 5-9 use large broom and rakes • Proper field care techniques <ul style="list-style-type: none"> — When raking along grass edges, always rake away from the grass — Never pull the field mix towards the grass • Help tidy areas around the field by returning all equipment to the sheds when finished <ul style="list-style-type: none"> — Includes chalkers, rakes, brooms and batter’s box templates — Clean out dugouts, all trash and equipment • No fence hopping • Your help goes a long way to keeping our park “The Place” for baseball and softball 	
Tutorial	youtube.com/watch?v=OcDIKI32UPo	
SPECIFIC CARE INSTRUCTIONS		
Wear Areas from Sliding		<p>The high spots are the darker shaded areas. Pushing the field mix with the back side of the rake toward the low (light shaded) from the high areas is the best way to bring the area back to level.</p>

<p>Wear Areas from Leadoffs</p>		<p>The high spots are the darker shaded areas. Pushing the field mix with the back side of the rake toward the low (light shaded) from the high areas is the best way to bring the area back to level.</p>
---------------------------------	------------------------------------------------------------------------------------	------------------------------------------------------------------------------------------------------------------------------------------------------------------------------------------------------------

<p>Wear Areas from Leadoffs</p>		<p>These are best filled in by walking a circle, slightly larger than the whole area, and raking/pushing the field mix towards the holes and home plate. The back side of our rake works well for pushing field mix. Over time, this creates a mounding or doming affect to the hitting/home plate area. Daily care of this after practices will result in a safer sliding area and fewer materials needed to recover after a rain. The rain will run off instead of collecting in the high wear areas.</p> <p>Softball Fields This same practice should be used on our skinned infields around the pitching rubbers.</p>
---------------------------------	-------------------------------------------------------------------------------------	------------------------------------------------------------------------------------------------------------------------------------------------------------------------------------------------------------------------------------------------------------------------------------------------------------------------------------------------------------------------------------------------------------------------------------------------------------------------------------------------------------------------------------------------------------------------------------------------------------------------------------

GROUNDS COMMITTEE

<p>Facilities and Grounds Manager</p>	<table border="1" style="width: 100%;"> <tr> <td style="width: 33%;">Jeff Sparks</td> <td style="width: 33%;">317.407.3224</td> <td style="width: 33%;">oyoconcessions@att.net</td> </tr> </table>			Jeff Sparks	317.407.3224	oyoconcessions@att.net															
Jeff Sparks	317.407.3224	oyoconcessions@att.net																			
<p>Committee</p>	<table border="1" style="width: 100%;"> <tr> <td style="width: 33%;">Mark Anderson</td> <td style="width: 33%;">317.690.2417</td> <td style="width: 33%;">mwa1609@gmail.com</td> </tr> <tr> <td>Todd Green</td> <td>317.536.6253</td> <td>todd@toddgreen.net</td> </tr> <tr> <td>Todd Letsinger</td> <td>317.771.2911</td> <td>apriiaowner@gmail.com</td> </tr> <tr> <td>Matt Martin</td> <td>317.250.0947</td> <td>mamartin25@yahoo.com</td> </tr> <tr> <td>Nicholas Stellema</td> <td>317.402.2699</td> <td>nicholas.stellema@gmail.com</td> </tr> <tr> <td>Matt Welp</td> <td>317.979.6272</td> <td>mawelp@gmail.com</td> </tr> </table>			Mark Anderson	317.690.2417	mwa1609@gmail.com	Todd Green	317.536.6253	todd@toddgreen.net	Todd Letsinger	317.771.2911	apriiaowner@gmail.com	Matt Martin	317.250.0947	mamartin25@yahoo.com	Nicholas Stellema	317.402.2699	nicholas.stellema@gmail.com	Matt Welp	317.979.6272	mawelp@gmail.com
Mark Anderson	317.690.2417	mwa1609@gmail.com																			
Todd Green	317.536.6253	todd@toddgreen.net																			
Todd Letsinger	317.771.2911	apriiaowner@gmail.com																			
Matt Martin	317.250.0947	mamartin25@yahoo.com																			
Nicholas Stellema	317.402.2699	nicholas.stellema@gmail.com																			
Matt Welp	317.979.6272	mawelp@gmail.com																			

